

### Children Going Home the Same Day

When some of the anesthesia has worn off (each child reaches this stage in his or her own time), your child will be taken to the Outpatient Discharge area. A family member or friend may stay with your child here. Your child's doctor will have some specific instructions to follow for taking care of your child when you go home. Your child's nurse will review these instructions and you will be given a written copy. Please ask the nurse if you have any questions.

A nurse will try to call you the next working day after surgery to check on your child's progress and answer any questions you may have. If you think of questions after you are at home, call the Children's Outpatient Surgery Department at 918-502-6160 from 5:30 a.m. to 6:00 p.m. Monday through Friday. If problems develop, call the surgeon. If necessary, come to the Trauma Emergency Center or go to any Emergency Center close to your home.

### Children Admitted After Surgery

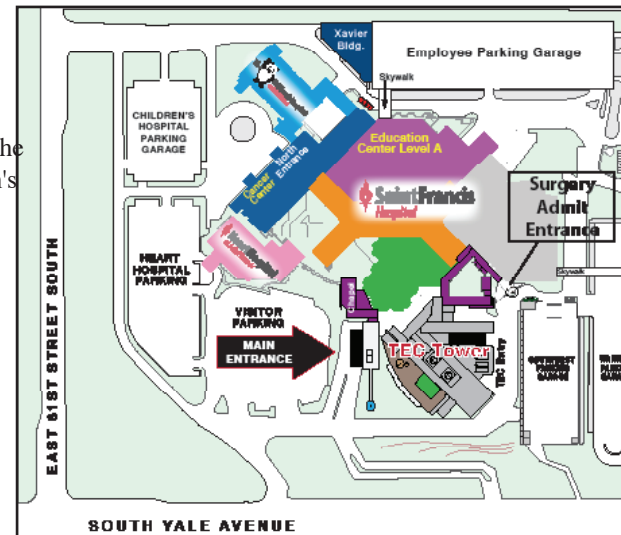
The time spent in the Recovery area will depend on your child's needs. The IV will still be in place to give fluids and medicines. Your child will not have anything to eat or drink yet. When ready, you and your child will be taken to a pediatric hospital room. Breathing, pulse, blood pressure, temperature, and the incision will continue to be checked by the nurse. Your child will be encouraged to deep breathe and cough, and will be assisted with turning. For your child's safety, crib and bed rails must stay up unless you are seated at the bedside.

### Other information

If your child is scheduled to go home on the same day of surgery, there is no need to bring any personal care items. If your child is scheduled to stay in the hospital, please leave an overnight bag with extra clothes in your car. A hospital room will be assigned to your child while in surgery and a family member or friend may bring the bag in later. Family will also be responsible for clothing and other belongings removed in preparation for surgery.

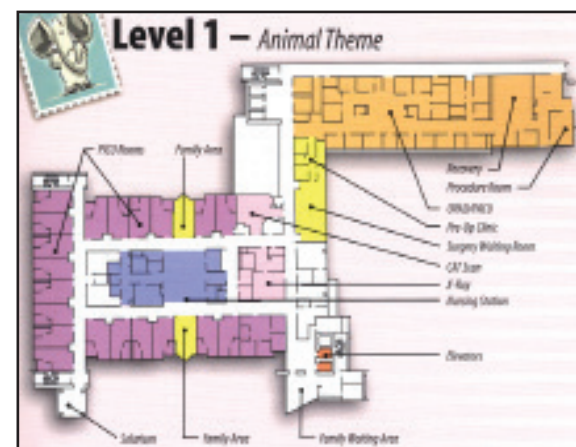
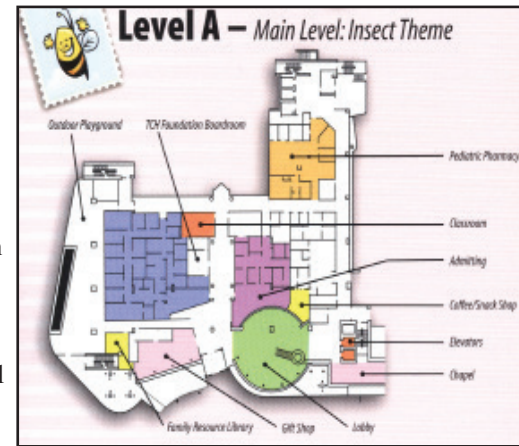
1

Park in the Children's Hospital Parking Garage.



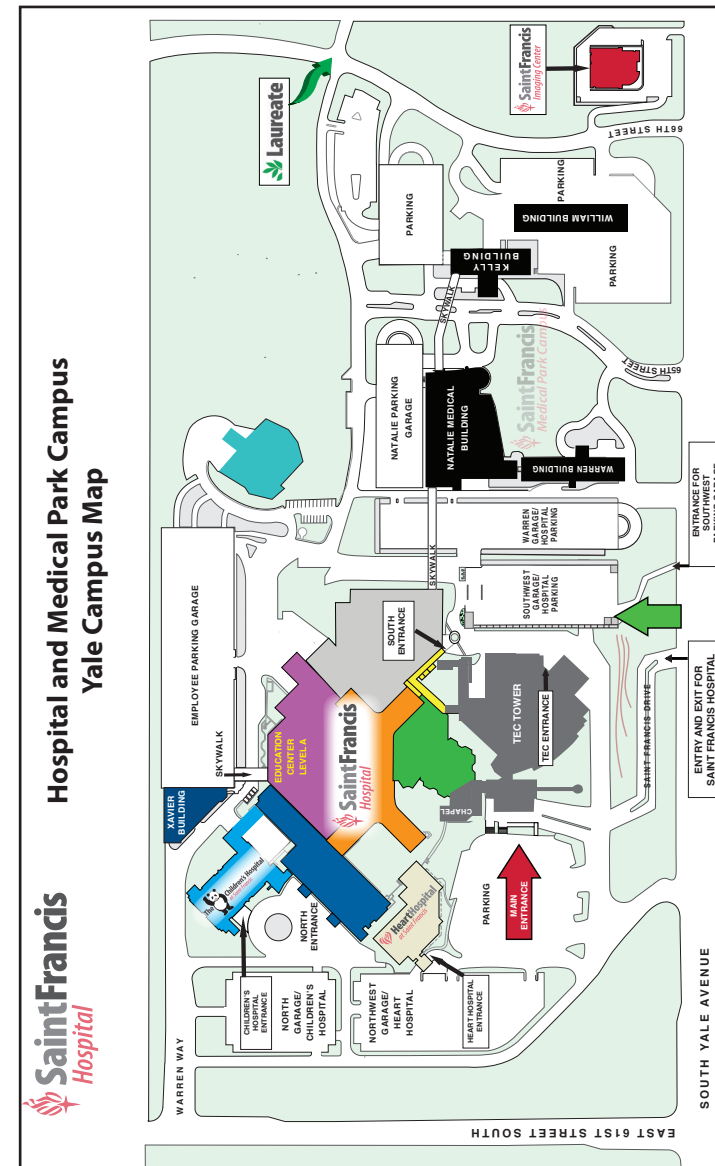
2

Go to the Pediatric Admitting Department to check in. Admitting is located in the main lobby on Level A. This is the Ground Level of the Children's Hospital Entrance



3 Take the elevators up to the Pediatric Preop/Postop Care Unit

## Saint Francis Hospital Map 6161 South Yale Ave - Tulsa, Oklahoma



This information is not meant to replace the advice of your Healthcare Professional. Be sure to ask questions and discuss your medical condition or any medical treatments with your doctor.

Saint Francis Hospital • The Children's Hospital at Saint Francis • Warren Clinic • Saint Francis Heart Hospital  
Saint Francis Hospital South • Saint Francis Hospital Vinita • Laureate Psychiatric Clinic and Hospital  
© 2008 Saint Francis Health System www.saintfrancis.com PEDS 02-2017



Saint Francis Surgery Services

# Your Child's Surgery Guide

# Please Read This to Prepare For Your Child's Surgery

## Before Your Child's Surgery (Preoperative Visits)

You will need to make a preop visit to Saint Francis Hospital within 2 weeks before your child's surgery. Appointment times are daily, Monday through Friday. To make an appointment, call 918-494-7430. Phones are answered 8 A.M. to 4:30 P.M. Monday through Friday.

Child Life Services offers Pre-Op Tours for patients and families. During the tour, you will have the opportunity to visit the waiting room, the holding room, and the pre-op areas. The Child Life Specialist will provide you with developmentally appropriate information regarding your child's specific surgery. If you would like to schedule a tour, please call Child Life Services at 918-502-6333 at least a week before your child's surgery.

When you arrive for the preoperative visit, parking is available in the Children's Hospital parking lot on the North side of the hospital (from 61st street). If you are going to the main hospital, parking is available in Southwest Parking Garage on the West side of the hospital (from Yale Avenue).

At this visit, your child will be evaluated for surgery. Please be ready to answer health history questions. A parent or legal guardian (with proof of guardianship) must be present to sign forms during the visit for children under 18 years of age.

### Bring the following items:

1. A list of current medicines with dosages, including herbal and over-the-counter.
2. A list of allergies.
3. A photo ID of parent or guardian. (A copy of Guardianship form is required for legal guardian.)
4. Any lab work or other test results from another facility. These results should be brought to the visit or they may be faxed before the visit. Fax # (918) 494-1052. If lab work, an EKG, or X-rays are needed, these will be completed at this visit.

5. A copy of your insurance papers or card. Be prepared to make financial arrangements for surgery. A payment or deposit on your deductible will be requested. If you have no insurance, a cash deposit is necessary at this time. Personal checks, VISA, MasterCard, and American Express are acceptable. If additional information about financial arrangements is needed, call 1-918-494-1105.

## The Day Before Surgery

**Please call the surgeon's office the afternoon before your child's surgery is scheduled to find out what time to arrive at the hospital.** If surgery is scheduled for a Monday or the day after a holiday, call the surgeon's office the afternoon before the weekend or holiday. If surgery is planned for later than 7:15 a.m., you may be called to come in earlier. Be sure you can be reached by phone and have your child's belongings ready to go.

Do not let your child eat solid food after midnight the night before their surgery; this includes gum, mints, candy, chewing tobacco, and snuff. They may drink clear liquids such as Pedialyte, apple juice, black coffee, Gatorade, or broth 4 hours or more prior to their surgery. Discourage smoking 48 hours prior to the day of surgery. Give only the medicines your doctor or anesthesiologist instructs you to give. Medicines may be swallowed with a sip of water.

Call the surgeon if your child develops a fever, cold, or rash. Any of these conditions may be a reason to postpone surgery.

## The Day of Surgery

Dress your child in loose fitting clothes.

Bring your child's insurance card. Bring any braces/equipment that are for this procedure with you into the hospital. Bring your child's CPAP machine into the hospital with you, if your child has one.

Please leave hair accessories, jewelry, including all body piercings, and other valuables at home. If you wear your contact lenses, glasses, or hearing aids, please bring the cases.

Upon arrival, please park in the Children's Hospital Parking Garage (see map). Enter the hospital through the main entrance and check in at Admitting.

If the surgeon talked with you about returning home the day of surgery, and your child drives, a responsible person must come with your child and drive your child home after surgery. Your child may not use a bus or taxi to return home alone.

We request only two family members be present in the pre-surgical and post-surgical preparation areas. Additional family and friends may wait in the Family Waiting Room. Because waiting room space is limited, please limit the number of people who come with you for the surgery. Your child may bring a stuffed toy. Parents may also bring a bottle of juice or formula for infants to drink after surgery.

From the Admitting Desk, you and your child will be directed to Preop/Postop Care Unit. There, you will be directed to a room where your child will be prepared for surgery. The nurse will give your child a gown to wear and you will receive a bag for clothes that will be labeled with your child's name. The bag will be returned to you when it is time to go home.

Your child's blood pressure, pulse, breathing, and temperature will be checked. An intravenous line (IV) may be started to give fluids and medicines needed during surgery. A small amount of liquid medicine may be given to your child to swallow. Your child may become sleepy.

Family members or friends may stay with your child until time for surgery. When your child is taken to surgery, they will be shown to the waiting room. The doctor will call family members or friends when surgery is completed. Family and friends should remain in the waiting room until the doctor calls.

## Your Child's Recovery

Immediately after your child's surgery, your child will be taken to the Recovery area. The nurse will check your child's blood pressure, temperature, breathing, and incision. Your child may be very drowsy and want to sleep most of the day of the operation. No children are allowed in the Recovery area.

Please let the staff know if you feel your child is having pain. A pain scale will be used to help best determine your child's need for pain medicines.

- For children who cannot yet speak, a "FLACC" scale is used. The FLACC scale is a behavioral scale for scoring pain for infants and young children who lack the verbal and/or cognitive skills necessary to report physical discomfort and pain intensity.

- For children three years of age and over, the Wong-Baker FACES® Pain Rating Scale is used.



- For older children, a "0 to 10" number scale may be used, with 0 meaning "I do not hurt anywhere" and 10 meaning "this is the worst pain I can imagine".

### Number/Description Scale

- 0 I do not hurt anywhere.
- 2 My body feels tense, stiff, or different than usual but:
  - I can play and not think about hurting or being in pain.
  - I am able to distract myself.
- 4 I am not comfortable.
- 6 I have a lot of pain.
- 8 I need help with this pain now.
- 10 This is the worst pain I can imagine

*The Children's Hospital at Saint Francis Pain Committee, 2013.  
(This descriptive scale is not a part of the Wong-Baker FACES® Pain Rating Scale)*

These scales are guides. We recognize that you know your child best and welcome your input. Be assured that we want to relieve your child's pain as much as possible.

